



**MEDIC
THERAPEUTICS**

3-IN-1 PORTABLE CALF, FOOT AND ARM MASSAGER



User Manual

ABOUT THIS PRODUCT

Our 3-In-1 Portable Calf, Foot and Arm Massager is an easy to operate, portable massager that can be used anywhere. It effectively alleviates muscle soreness through a technique called air bag extrusion which uses multicount air bags that are being inflated and deflated repeatedly to imitate the technique of gentle deep tissue massage. The 3-In-1 Portable Calf, Foot and Arm Massager has an easy to use screen display and rechargeable battery that allows you to use the massager from any location, at any time!

SAFETY INSTRUCTIONS

1. Do not use while it's charging.
2. Do not use while driving.
3. Do not use while sleeping.
4. Do not use when power cord is damaged.
5. Do not use if it is exposed to water or any other liquid leakage.
6. Stop using immediately if you have any discomfort.
7. Do not place this product in flammable or damp environments.

HOW TO USE

1. Pull apart the Velcro straps.
2. When binding the massage instrument to the lower leg or arm, make sure the power button on the control faces upwards. Then adjust to the straps to the proper tightness. (Note: It can be used under clothes).
3. Press the power button to start the device.

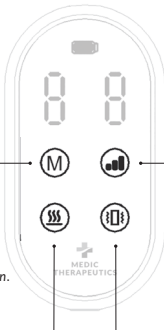
CONTROL SCREEN OVERVIEW

M 4 Airbag Massage Modes:

- Indication 0 means the airbag massage function is off. Select between modes 1-4 to target different areas in different sequences.

SSS Heat Levels:

- Indication 1 means the lower heat function is on.
- Indication 2 means the higher heat function is on.
- Indication 0 means the heat function is off.



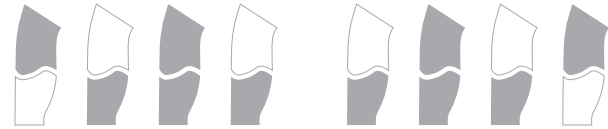
Intensity Levels:

- Indication 1 means the lower airbag strength is working.
- Indication 2 means the middle airbag strength is working.
- Indication 3 means the higher strength is working.

Vibration Modes:

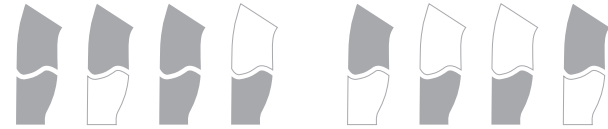
- After starting, the default operating time is set to 20 minutes.
- Indication 0 means the function is off
 - Indication 1 means the respiratory vibration has begun (imitates human respiratory frequency)
 - Indication 2 means the slow vibration has begun (Frequency for vibration is slow)
 - Indication 3 means the fast vibration has begun (Frequency for vibration is faster)
 - Indication 4 mean the long vibration has begun (The vibration lasts for a long time and pauses for 2 seconds between vibrations)

AIRBAG MASSAGE MODE TARGET AREAS



Model 1th: (Indication in 1)

Model 2th: (Indication in 2)



Model 3th: (Indication in 3)

Model 4th: (Indication in 4)

BATTERY INDICATION

- When the battery level is <10%, the battery symbol will display a red color.
- When the battery level is <10% and in the charger. The battery symbol will flash red.
- When the battery level is >10% and in the charger. The battery symbol will flash blue.
- When the battery is fully charged, the battery symbol will display a blue color.



CLEANING & MAINTENANCE

- The main engine should be well protected and cleaned in order for it to work at its full capacity. To clean, wipe the product with a dry, soft cloth. Avoid using moist cloths or any cleaning agents. If needed, please wipe with alcohol pad or clean wet towel.
- Please keep this product out of the reach of children, avoid moist environments, high temperatures, and direct sunlight.
- Before disposal, please ensure you power off the appliance and take out the lithium battery, the battery must be disposed according to local regulations.

WARNING: Do not use this product adjacent to or simultaneously with other devices.

PRODUCT SPECIFICATIONS

- Product model: MT-CALFMASS-001-GRY
- Rated power: 5W
- Rated voltage: 5V
- Battery capacity: 2000mAh
- Default timing: 20 min

LIMITED LIFETIME WARRANTY

Your Medic Therapeutics product is backed by a limited lifetime manufacturer's warranty. Medic Therapeutics will repair or replace your device at any time should it fail due to a defect in material or workmanship, subject to the certain limitations. This limited warranty does not cover any damage that results from unauthorized or improper use, service, or repair. Further, it does not cover damage caused by accident, impact, negligence, or normal wear and tear.

Should you discover your Medic Therapeutics product is not functioning properly, please send your device to our repair center for evaluation. If your product cannot be repaired or serviced, we will reserve the right to change it for a similar or newer model. Please note that a flat rate of \$50.00 will be charged to cover a service evaluation fee and return shipping of your device. All warranty claims must be accompanied by a copy of your proof of purchase from an authorized retailer. Please send your device, proof of purchase, and a check or money order in the amount of \$50.00 made out to Medic Therapeutics to:

Address:

Medic Therapeutics Service Center
3069 Taft Street
Hollywood, FL 33021

Contact:

warranty@medictherapeutics.com

