



**MEDIC
THERAPEUTICS**

MASSAGER PILLOW WITH HEAT




User Manual

SAFETY PRECAUTIONS

▲ Please read the following instructions carefully before putting your massage device into use to ensure trouble-free operation and optimum efficiency. Please retain these operating instructions for further use!

- The massage device conforms to recognized technical principles and the latest safety regulations.
- Do not wet, do not use pins, never remove cover.
- This item is NOT A TOY. Close supervision is necessary when this appliance is used by, on, or near children or disabled persons.
- This appliance should never be left unattended when plugged in.
- Any possible repairs may only be carried out by authorized expert staff. Improper use and unauthorized repairs are not permitted for safety reasons and lead to loss of warranty.
- Never touch the power plug with wet hands.
- Please avoid contact of the device with water, high temperatures and direct sunlight.
- Do not use any damaged cables, plugs or loose sockets.
- Never operate under blankets where the air opening may be blocked.
- If plugs or cords are damaged, they must be replaced by the manufacturer, a service representative or by qualified personnel.
- In case of malfunction, disconnect immediately from the mains.
- Do not use if you have skin disorders, open wounds, or swollen or inflamed areas.
- Misuse or incorrect use excludes any liability for damage.
- Do not use while you sleep.
- In order to avoid excessively stimulating the muscles and nerves, the recommended massage time should not be exceeded 30 minutes at a time.
- Each massage – even a hand massage – must be refrained from during pregnancy or if one or more of the following complaints are present in the massage area: recent injuries, thrombotic diseases, all kinds of inflammations and swellings, and cancer. It is recommended to consult a doctor before having a massage for the treatment of ailments and illnesses.
- If you are dependent on electrical aids e.g. pacemakers, please be sure to consult your doctor for medical advice before taking a massage.
- The packaging material supplied should not be used as a toy.
- Failure to observe the above instructions may constitute misuse of the product and can cause serious injury or burns.

PRODUCT OVERVIEW



SET-UP & OPERATION

1. Please use the device in the manner shown below:

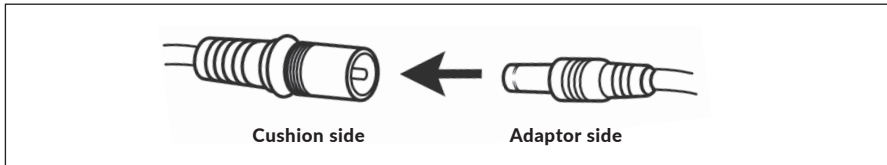


Opt. 1 Massage Pillow (folded up)



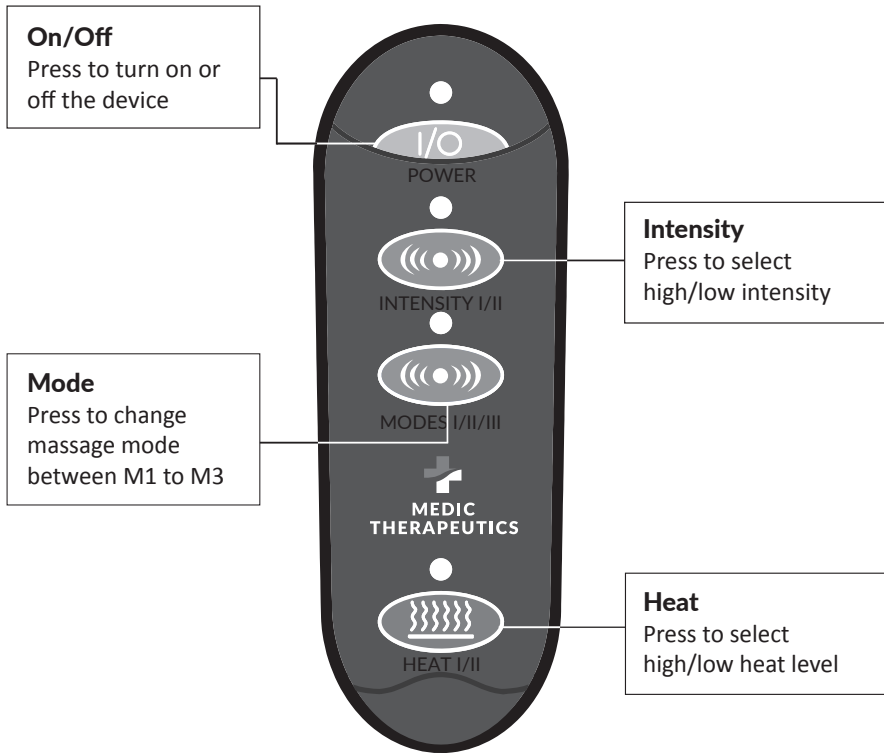
Opt. 2 Massage Seat Cushion (open)

2. Connect the adapter cable to the corresponding cable on the device.



3. Plug the home adapter into an electric outlet (the adapter is safe to use with both 110-120V & 220-240V).
4. Turn on the device by using the control (instructions below).

REMOTE CONTROL OVERVIEW



IMPORTANT INFORMATION

- This device will switch off automatically after the 30-minute timer runs out.
- Do not setup or use the massager in a bathroom or similarly wet / damp area.
- For your own safety we equip the massager with a protection against overheating. Heat is created in the motors when placed under great stress and excessive pressure. Before this could create any risk and after a runtime of 30 minutes, the massager will switch off automatically and will only allow switching on again after an appropriate downtime.
- Likewise, you should allow your body some rest periods. To avoid straining your muscles too much, we recommend to not exceed a continuous massage of 30 Minutes one time and not exceed 3 times one day.

CLEANING & MAINTENANCE

- Always unplug the unit before cleaning it. Never touch the power plug with wet hands.
- Before cleaning, allow unit to cool.
- Wipe the unit with a soft, dry cloth. Do not use cloths containing any kind of chemical or alcohol and solvent liquids.
- Never submerge any part of the unit in liquid.
- If the unit is particularly dirty, use the following instructions:
 1. Dampen a cloth in water or a 3%–5% mild detergent solution.
 2. Wipe the dirty areas with the wet cloth.
 3. Wipe the areas with a soft, dry cloth.
 4. Wait for the unit to become fully dry before use.
- Place massager in a safe, dry, and cool place. Avoid contact with sharp edges or pointed objects which might cut or puncture the surface.

TROUBLESHOOTING

Problem	Solutions
Device switches off suddenly.	Device may have been in use for 30 minutes. Auto-shutoff function activated. Continue using by pressing the 'On' button after resting the unit for 15 minutes.
	Over-heat protection function activated. Device is switched off for your safety. Please rest device for 15-30 minutes before restarting.
Device fails to start.	Check if device has been used for more than 30 minutes. If so, let device rest for 15 minutes before continuing. Device may require longer time to cool in warmer environments.
	Check if adaptor output is connected to device power inlet wire.

PRODUCT SPECIFICATIONS

- Size of product itself: 16.5 x 16.5 inches(pillow); 16.5 x 48.8 inches (cushion)
- Net weight of product itself: 1.4KGS
- Single package size: 29X16X40CM
- Net weight of product including package: 2.0KGS
- Materials: Soft Plush (polyester)
- Voltage:
 - Input: AC 100-240V ~50/60Hz
 - Output: 12VDC 2.0A
- Nominal Power: max. 24Watt
- Automatic Timer: 30 minutes

LIMITED LIFETIME WARRANTY

Your Medic Therapeutics Product is backed by a limited lifetime manufacturer's warranty. Medic Therapeutics will repair or replace your device at any time should it fail due to a defect in material or workmanship, subject to the certain limitations.

This limited warranty does not cover any damage that results from unauthorized or improper use, service, or repair. Further, it does not cover damage caused by accident, impact, negligence, or normal wear and tear. Should you discover your Medic Therapeutics Product is not functioning properly, please send your device to our repair center for evaluation. If your product cannot be repaired or serviced, we will reserve the right to change it for a similar or newer model.

Please note that a flat rate of \$25.00 will be charged to cover a service evaluation fee and return shipping of your device. All warranty claims must be accompanied by a copy of your proof of purchase from an authorized retailer. Please send your device, proof of purchase, and a check or money order in the amount of \$25.00 made out to Medic Therapeutics to:

Address:

Medic Therapeutics Service Center
3069 Taft Street
Hollywood, FL 33021

Contact:

warranty@medictherapeutics.com





**MEDIC
THERAPEUTICS**