



**MEDIC
THERAPEUTICS**

**SHIATSU & ROLLING
BACK/NECK MASSAGER
WITH HEAT**



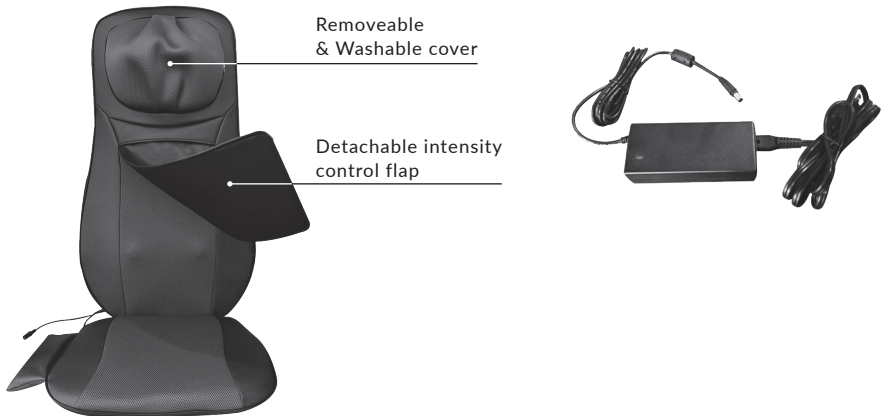
User Manual

FEATURES

- Height-adjustable shiatsu back and neck massage
- Selectable direction: clockwise/counterclockwise
- Spot massage
- Soothing rolling massage
- Optional heat
- Massage areas can be selected (upper, lower, full back)
- Seat vibration massage
- Outer material: leather optics (PU), and breathable mesh

PRODUCT OVERVIEW

- Massager
- Removeable & Washable Cover
- Detachable Intensity Control Flap
- Power Cord
- Shiatsu Neck & Back Massager with Heat
- 12V home adapter



PRODUCT SPECIFICATIONS

- Size of product itself: 30.3x17 inches (Back) 14.2x18 inches (Seat)
- Net weight of product itself: 4.5KGS
- Single package size: 81X17.5X45CM
- Net weight of product including package: 5.2KGS
- Materials: PU + polyester
- Voltage:
 - Input: AC 100-240V ~50/60Hz
 - Output: 12VDC 3.5A
- Nominal Power: max. 42Watts
- Default Automatic Runtime: 15 minutes

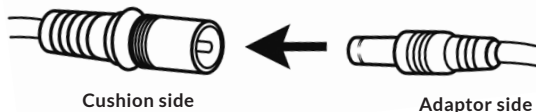
SAFETY PRECAUTIONS

Please read the following instructions carefully before putting your massage device into use to ensure trouble-free operation and optimum efficiency. Please retain these operating instructions for further use!

- The massage device conforms to recognized technical principles and the latest safety regulations.
- Do not wet, do not use sharp objects near massager, never remove cover.
- This item is NOT A TOY. Close supervision is necessary when this appliance is used by, on, or near children or disabled persons.
- This appliance should never be left unattended when plugged in.
- Never use any power sources other than the home adapter provided as original equipment with this unit.
- Any possible repairs may only be carried out by authorized expert staff. Improper use and unauthorized repairs are not permitted for safety reasons and lead to loss of warranty.
- Never touch the power plug with wet hands.
- Please avoid exposing the device to water, high temperatures and direct sunlight.
- Do not use any damaged cables, plugs or loose sockets.
- Never operate under blankets where the air opening may be blocked.
- If plugs or cords are damaged, they must be replaced by the manufacturer, a service representative or by qualified personnel.
- In case of malfunction, disconnect immediately from the mains.
- Do not use if you have skin disorders, open wounds, or swollen or inflamed areas.
- Misuse or incorrect use excludes any liability for damage.
- Do not use this device while driving.
- Do not use while you sleep.
- In order to avoid excessively stimulating the muscles and nerves, the recommended massage time should not be exceeded 15 minutes at a time.
- The massager is equipped with a protection against over-heating for safe use.
- Each massage – even a hand massage – must be refrained from during pregnancy or if one or more of the following complaints are present in the massage area: recent injuries, thrombotic diseases, all kinds of inflammations and swellings, and cancer. It is recommended to consult a doctor before having a massage for the treatment of ailments and illnesses.
- If you are dependent on electrical aids e.g. pacemakers, please be sure to consult your doctor for medical advice before taking a massage.
- The packaging material supplied should not be used as a toy.
- Do not use this product for medical treatment. Failure to observe the above instructions may constitute misuse of the product and can cause serious injury or burns

SET-UP & OPERATING INSTRUCTIONS

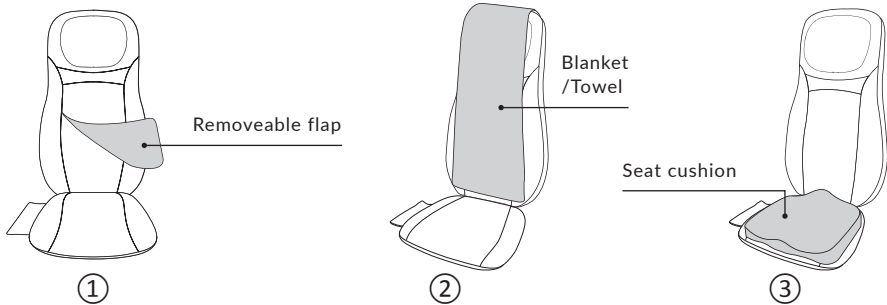
1. Attach the massager to a chair with elastic straps or place it on another seat where the massager will stay in place beneath you.
2. Connect the adapter cable to the corresponding cable on the cushion.



3. Plug the adapter into an outlet.
4. Turn on the device using the remote control and select your desired massage mode.
5. When finished, place the remote control in its pouch located at the side of the seat cushion of the massager.
6. The detachable intensity control flap of the back and neck massager allows you to choose a softer or more intense massage. Leave on for a softer massage, detach for a more intense massage.

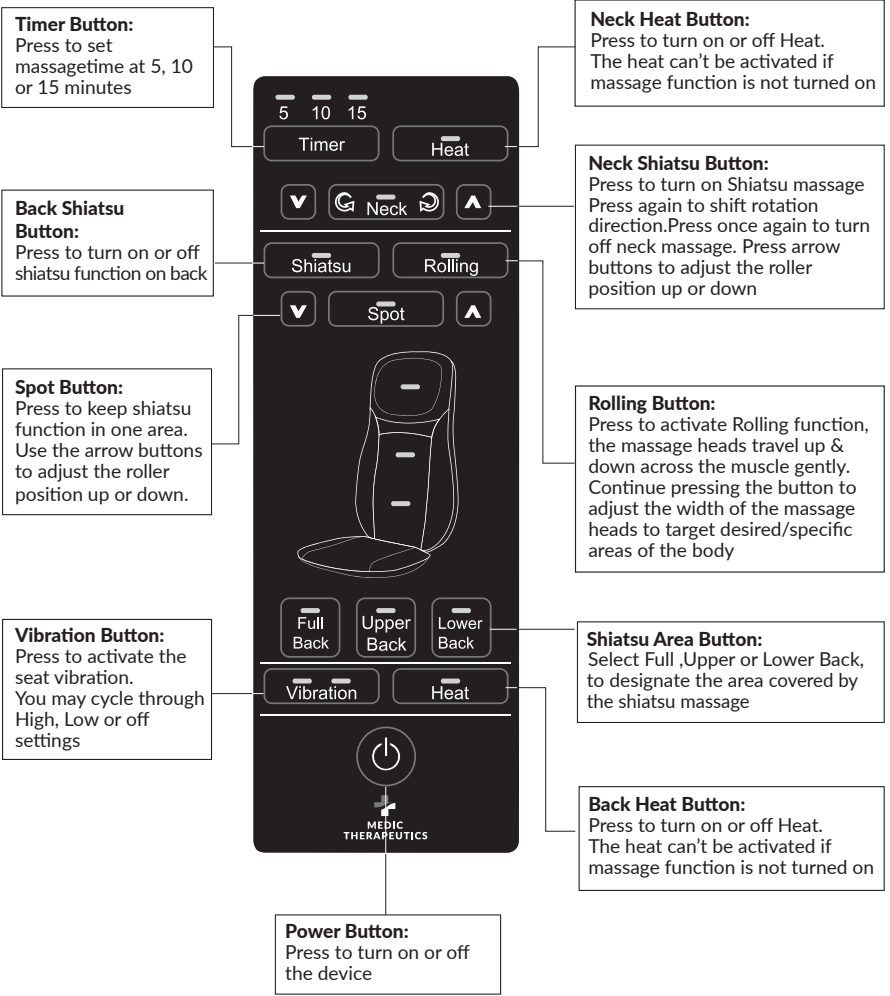
IMPORTANT NOTES

- If the massage intensity is too strong, make sure that the detachable intensity control flap is attached to produce a softer massage. If the intensity is still too strong, place a towel between your body and the massager.
- If you want to massage your neck, shoulders or lower back, but the shiatsu nodes cannot reach the area in need, you may adjust the height of your back when sitting, by placing a seat cushion or a pillow on the seating area of the massager.



- The device will automatically switch off after 15 minutes pass.
- Remove the adapter from the outlet when not in use.
- Do not setup or use the massager in a bathroom or similar wet / damp area.
- Do not use this device while driving.
- You should allow your body some rest periods. To avoid straining your muscles, we recommend to not exceed a continuous massage of 15 minutes at a time, and not exceed using 3x a day.

REMOTE CONTROL OPERATION



CARE & MAINTENANCE INSTRUCTIONS

- Do not wash in washing machine or immerse the product or the adapter in water.
- Always switch off before cleaning and remove the adapter from the socket with clean, dry hands.
- The massager should be wiped down with a slightly moist cloth and dried thoroughly. Do not wipe the product with alcohol or harsh chemicals such as thinner or bleach.
- The cover for the neck is detachable and washable.
- Do not overstretch the elastic back straps.
- Keep away from heat, fire or exposure to direct sunlight.
- Do not apply excessive pressure or weight onto massager/massage heads. Application of a direct force in excess of 110 lbs. may damage your massager and invalidate your warranty. Refrain from over usage of the device.
- Store the massager in a cool, dry place out of reach of children.
- Avoid contact with sharp edges or pointed objects which might cut or puncture the cover of massager.

TROUBLESHOOTING

Fault	Solutions
Massage heads rotating at reduced speed.	The load on the massage heads is excessive. Reduce load and try again.
Massage heads only rotate in the upper or lower region.	The massage has been activated for the upper or lower back region. Press the 'Full Back' button for the massage to cover both regions.
Device switches off suddenly	Device may have been in use for 15mins. Auto-shut-off function activated. Continue using by pressing the 'power' button after resting the unit for 15mins.
	Over-heat protection function activated. Device is switched off for your safety. Please rest device for 15-30mins before restarting.
Device fails to start	Check if device has been used for more than 15mins. If so, let device rest for 15mins before continuing. Device may require longer time to cool in warmer environments.
	Check if adapter is plugged into socket.
	Check if adapter output is connected to device power inlet wire.
Jerky motion of massage heads / Vibrations from device	Excessive pressure may have been applied onto the device. Reduce the load and try again.
Infra-red lights are on but no motion from massage heads	Device may be jammed. Remove pressure / load from the device and press the 'Full Back' button to try again.

LIMITED LIFETIME WARRANTY

Your Medic Therapeutics product is backed by a limited lifetime manufacturer's warranty. Medic Therapeutics will repair or replace your device at any time should it fail due to a defect in material or workmanship, subject to the certain limitations.

This limited warranty does not cover any damage that results from unauthorized or improper use, service, or repair. Further, it does not cover damage caused by accident, impact, negligence, or normal wear and tear. Should you discover your Medic Therapeutics product is not functioning properly, please send your device to our repair center for evaluation. If your product cannot be repaired or serviced, we will reserve the right to change it for a similar or newer model.

Please note that a flat rate of \$65.00 will be charged to cover a service evaluation fee and return shipping of your device. All warranty claims must be accompanied by a copy of your proof of purchase from an authorized retailer. Please send your device, proof of purchase, and a check or money order in the amount of \$65.00 made out to Medic Therapeutics to:

Address:

Medic Therapeutics Service Center
3069 Taft Street
Hollywood, FL 33021

Contact:

warranty@medictherapeutics.com



**MEDIC
THERAPEUTICS**