



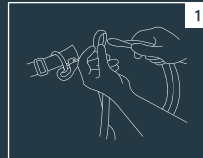
# SafetyVital

PETS

## Care Instructions:

Spot treatment preferred. If needed, hand-wash only in warm soapy water. Avoid metal hardware. Dry promptly in direct sunlight.

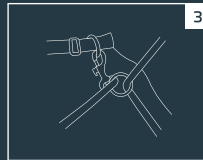
## How to Use:



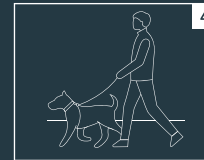
Clip the clasp to your dog's collar, just like a regular leash, and bring metal ring to the top.



Wrap the leash around the dog's chest (behind the front two legs) and place the leash handle through the metal ring.



Pull the handle all the way through. The leash should look like the image once correctly attached.



Comfortably walk your dog without any worries.