

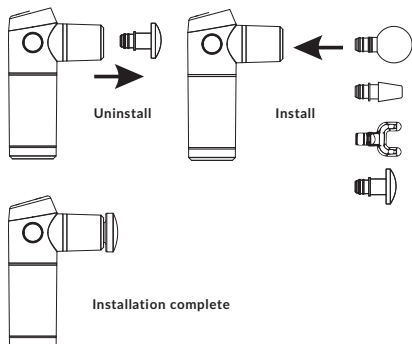
Charging Instructions:

- Ensure that the massage gun is fully charged prior to its first use.
- It takes 1.5 hours to fully charge the device. Once fully charged, the massage gun can operate up to 2 hours.
- If the power is below 20%, the signal light will flash red, indicating the device needs to be charged.
- The signal lamp will flash green as soon as the device has been fully charged.

Note:

To maximize the massage gun's battery life, charge the device as soon as possible when the signal light begins to flash red.

Installing the Massage Heads:



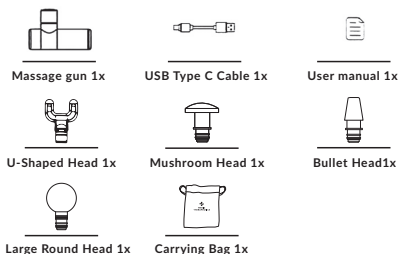
SAFETY PRECAUTIONS

If any of these medical conditions apply to you, consult with your physician before using the massage gun: pregnancy, pacemaker, diabetes with complications, IUD, recent joint replacement, metal pins or plates, herniated disks, or spondylolysis. Frail individuals and children should be accompanied by an adult while using the device.

Ongoing research for vibrational therapy and exercise related to specific medical conditions indicates that the above list will soon be shortened. Practical experience has shown that vibrational therapies and exercise should be incorporated in many treatment plans. This must be done on the advice of a physician, specialist, or physiotherapist.

Sensitive Areas: Head, face, cervical spine, vertebral column, dorsum pedis, dorsum of hand, etc.

PARTS OVERVIEW



NON MEDICAL USE

Medic Therapeutics is a trademark name for a family of products that includes a variety of emergency and wellness supplies such as vibrating fitness platform, walking canes, sterilizers, massage guns, thermometers, face coverings and masks (such as coverings of the nose and mouth that may include masks as well as bandannas, scarves, and other cloth coverings). None of Medic Therapeutics products are designed or intended to prevent, diagnose or treat any illness, condition or disease, even when used as directed. This product is not a medical device.

This product is not intended for use in the diagnosis of disease or other conditions or in the cure, mitigation, treatment, or prevention of disease. Always consult your doctor or physician for any medical questions you may have.

This product is designed to relieve your body stress and pain by manipulating soft tissue in the body. Always consult your doctor or physician immediately for any medical questions you may have. This apparatus is NOT guaranteed as a prevention or treatment for any disease or medical condition. For proper use only. Operate only as directed. Misuse may result in sickness or death. Always carefully review instructions for use in the operating instructions manual prior to use.

Keep out of reach of children and supervise children under the age of eighteen (18) at all times if the minor is utilizing the cane. Do not allow the user to place this item in his/her mouth at any time. No child or minor should ever be left unattended with any of these items, as small parts may become loose & pose a choking hazard.

LIMITED LIFETIME WARRANTY

Your Medic Therapeutics product is backed by a limited lifetime manufacturer's warranty. Medic Therapeutics will repair or replace your device at any time should it fail due to a defect in material or workmanship, subject to the certain limitations

This limited warranty does not cover any damage that results from unauthorized or improper use, service, or repair. Further, it does not cover damage caused by accident, impact, negligence, or normal wear and tear. Should you discover your Medic Therapeutics product is not functioning properly, please send your device to our repair center for evaluation. If your product cannot be repaired or serviced, we will reserve the right to change it for a similar or newer model.

Please note that a flat rate of \$18.00 will be charged to cover a service evaluation fee and return shipping of your device. All warranty claims must be accompanied by a copy of your proof of purchase from an authorized retailer. Please send your device, proof of purchase, and a check or money order in the amount of \$18.00 made out to Medic Therapeutics to:

Address: Medic Therapeutics Service Center
3069 Taft Street
Hollywood, FL 33021
Contact: warrantymedictherapeutics.com



MEDIC THERAPEUTICS

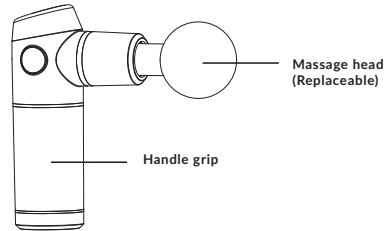
TRAVEL MASSAGE GUN



User Manual

Model: MT-TRAVMG-001

PRODUCT DESCRIPTION



Message Heads:



U-Shaped Head
(For use on either side of the spine)



Large Round Head
(For larger muscle areas)



Bullet Head
(For smaller, localized use)



Mushroom Head
(For use on tender areas)

PRODUCT SPECIFICATIONS

Model:	MT-TRAVMG-001
Rated Voltage:	7.4V
Rated Current:	1A
Input Parameters:	5V= 1A
Maximum Speed:	3300r/min
Battery Capacity:	2000 mAh

OPERATING INSTRUCTIONS

Turning On/Off:

- Press and hold the button located at the top of the massage gun for 3 seconds to turn on.
- Press and hold the button located at the top of the massage gun for 3 seconds to turn off.



Adjusting the Speed:

- Once turned on, the default speed is set to the first gear.
- To shift between speed gears (maximum gear is four), press and release the button located at the top of the massage gun.

Note:

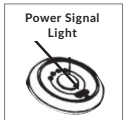
The massage gun will stop running automatically if it operates continuously for more than 10 minutes, or if the applied pressure is too strong. Simply turn the massage gun back on to continue using it.

Operating Status:

- Indicator lights at the top of the massage gun will illuminate to indicate the speed level at which the device is set:
 - One light: Speed Gear 1
 - Two lights: Speed Gear 2
 - Three lights: Speed Gear 3
 - Four lights: Speed Gear 4
- The power signal light and the gear indicator lights will light up while the device is charging. These lights will indicate the charging status of the massage gun.
 - When the power signal light is green and the indicator lights flash from the first gear to the fourth gear it means that the device is charging.
 - When the power signal light is green and the gear indicator lights do not flash, it means that the device is fully charged.
- The power signal light also indicates the power status of the massage gun.
 - Green and Red: device is running and it has enough power.
 - Red: device power is less than 20% and needs to be charged.



Indicator Light



Power Signal Light