

Colstar

Since 1955

HANDHELD GARMENT STEAMER



USER MANUAL

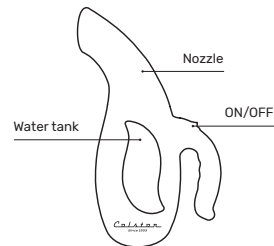
PRODUCT SPECIFICATIONS

- Size of product itself: 22.8 * 9 cm
- Net weight of product itself: 0.54kgs
- Single package size: 16*11*16cm
- Net weight of product including package: 0.645kgs
- Materials: ABS

SAFETY PRECAUTIONS

- Do not touch or point the nozzle towards anyone while the device is on
- Do not tilt more than 45 degrees
- Do not fill the water tank at a level above the "MAX" line
- Hot nozzle surface - only grip the device by the handlebar while it is in use and make sure to handle with caution
- Keep away from children at all times

PRODUCT OVERVIEW



PRODUCT FEATURES

1. Automatic shut-off
2. No leaking (silicon seal protection)
3. Exclusive nozzle design
4. Easy to fill water tank (210ml)
5. Approximately 9-10 minutes of steaming runtime (when filled at the maximum water tank level)

 Steam Ready Time
1 Minutes

 Run time
10 Minutes

 Water Tank Capacity
210 ML

NOTE: The heating up time varies based on the temperature of the water that is used to fill the tank. Warm water in the summer heats up faster. Cold water in the winter heats up slower.

SUITABLE FOR STEAMING GARMENTS MADE OF

1. Organic Fabrics
2. Nylon Blend
3. Wool
4. Cotton
5. Linen

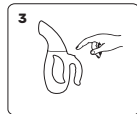
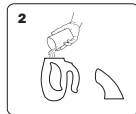
HOW TO USE

Step 1: While the steamer is off, rotate the nozzle to open the steamer.

Step 2: Fill the water tank up with water and make sure not to exceed the maximum water level (which is marked on the steamer).

Step 3: Switch the power to on and wait for the steamer to heat up and release steam.

Step 4: Hold the steamer up vertically and use to steam your garments (hold the steamer vertically and do not tilt the nozzle down more than 45 degrees). Once finished, switch the power back to off.



Problems	Cause	Solution
Steamer fails to heat	No power or water	Plug it into the power outlet or fill the water tank with water
No steam	Insufficient water	Turn the power switch to off and refill water container
Water sprays from nozzle	Fill too much water over the maximum line	Pour some water out until the water level is under the maximum line
Nozzle gurgles	Water drop near the nozzle	Hold the steamer vertically and shake the steamer body gently to allow water to drain back into reservoir
Intermittent steam	Sediment build-up in the container body	Remove the mineral build-up.

IMPORTANT NOTE

Water mineral content and conditions may vary in different areas. To ensure the long usage life of this steamer, never store without cleaning it, and remove any remaining water from the water tank/reservoir when not in use.

1-YEAR LIMITED MANUFACTURER'S WARRANTY

Your Colston product is backed by a one-year limited manufacturer's warranty. For a period of one year following date of purchase, Colston will repair or replace your product should it fail due to a manufacturer's defect (subject to certain limitations such as, but not limited to, use of the product as directed or performing the intended function during which the product may become damaged).

This one-year limited warranty does not cover any damage that results from unauthorized or improper use, service, or repair. Further, it does not cover damage caused by accident, negligence, purposeful harm, or normal wear and tear. Should you discover your Colston product is not functioning properly, please send your product to our repair center for evaluation, at the address listed below. If your product cannot be repaired or serviced, we reserve the right to exchange it for a similar or newer model.

Please note that a flat processing fee of \$9.00 will be charged to cover the service evaluation and return shipping of your product. All limited warranty claims must be accompanied by a copy of your proof of purchase from an authorized retailer. Please send your product, proof of purchase, and a check or money order in the amount of \$9.00 made out to Colston to:

Address: Colston Appliances
3069 Taft Street
Hollywood, FL 33021

Contact:
warranty@colstonappliances.com

By purchasing this product and/or utilizing this limited warranty, you expressly waive the right to be a member of or the lead plaintiff in any class action or any group civil action against the manufacturer and agree that any dispute involving Colston shall be resolved in Broward County, Florida as the exclusive jurisdiction in any court case and/or proceeding.

