

1 YEAR LIMITED WARRANTY

Course Housewares, LLC warrants this Cook's Companion® product to be free from manufacturer defect for up to 1 year from the original date of purchase. If a defect is found to exist, Course Housewares will, at its option, either repair or replace the product or the defective component, including labor. Replacement will be made with a new or rebuilt product or components. This warranty does NOT cover (a) ordinary wear and tear (such as scratches, chips or stains), (b) impact damage or breakage, (c) heat discoloration, minor imperfections and slight color variations in the plastic or any other part thereof, which are a normal part of the craftsmanship, (d) extreme temperature or resulting damage to the product, (e) improper cleaning methods causing scratches or damage to the unit itself, or (f) accessories, even if sold with the product, (g) any unit that has been tampered with, (h) damages incurred through improper use and care and (i) faulty packaging by you or mishandling by any common carrier. Failure to follow the accompanying Care and Use instructions or commercial use will void this warranty.

Course Housewares' sole obligation and your exclusive remedy under this warranty is limited to repair or replacement, at its option, of the defective product. You will be responsible for any shipping and handling fees. Products returned to us that are not found to be defective in material or workmanship will be returned to you. If your particular product is found defective but is no longer available and cannot be repaired, a comparable product, at our discretion, will be sent as a replacement. Course Housewares cannot guarantee a replacement of the same color as your original purchase. This warranty extends only to the product's original purchaser, US residents only and does not cover damage caused by improper use or accidental damage. This warranty covers the Next Generation Hydro Bottle only.

COURSE HOUSEWARES, LLC MAKES NO OTHER WARRANTIES, EITHER EXPRESSED OR IMPLIED, REGARDING THE PRODUCT OR RELATING TO ITS QUALITY, PERFORMANCE, MERCHANTABILITY, OR FITNESS FOR A PARTICULAR PURPOSE, COURSE HOUSEWARES, LLC SHALL NOT BE LIABLE FOR INDIRECT, CONSEQUENTIAL OR SPECIAL DAMAGES WHETHER A CLAIM IS BASED ON CONTRACT, TORT, WARRANTY OR OTHERWISE, IN NO EVENT WILL LIABILITY EXCEED THE ORIGINAL PURCHASE PRICE OF THE PRODUCT. THE DURATION OF ANY IMPLIED WARRANTY WHATSOEVER, INCLUDING BUT NOT LIMITED TO THE WARRANTIES OF MERCHANTABILITY AND FITNESS FOR A PARTICULAR PURPOSE, SHALL BE LIMITED TO THE DURATION OF THE EXPRESS WARRANTY PROVIDED HEREIN. COURSE HOUSEWARES SHALL NOT BE LIABLE FOR ANY INCIDENTAL OR CONSEQUENTIAL DAMAGES WHATSOEVER.

Some states do not allow limitations on how long an implied warranty lasts or the exclusion or limitation of incidental or consequential damages, so the above limitation or exclusion may not apply to you. This warranty gives you specific legal rights, and you may have other legal rights, which vary from State to State.

To Process a claim:

Do not return the product to the retailer from which it was purchased. Your retailer has no liability for this warranty. Please contact the Course Housewares customer service department for assistance and to ensure the fastest possible resolution to the problem. Please have your purchase information available to speed this process.

OR

Send your name, physical address, phone number, original purchase receipt and the safely packaged item prepaid to:


Course Housewares, LLC
1715 Lake Drive West
Chanhassen, MN 55317

Customer Service: Phone (866) 325-1659 or Email: askcourse@course-h.com

Return shipping and handling charges may apply.

MADE IN CHINA

MODEL: CCH22/B416067



COOK'S[®] COMPANION

Next Generation Hydro Bottle H2 Water Generator Accessory Set





Thank you for purchasing Cook's Companion® Next Generation Hydro Bottle Accessory Set. Cook's Companion® will perform best when used as intended. To ensure the best performance of your product, please consistently follow these instructions.

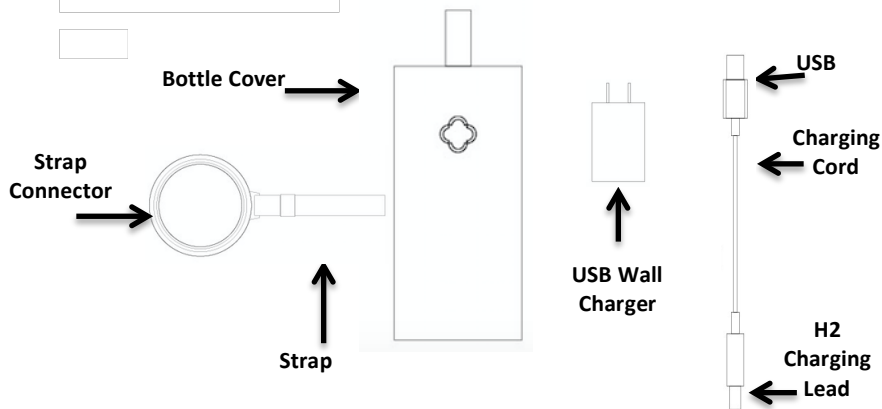
PLEASE READ BEFORE USE AND SAVE THESE INSTRUCTIONS

About Cook's Companion®

Cook's Companion® products combine innovative and resourceful industry technologies with colorfully stylish designs. In addition, Cook's Companion® products boast features and functions employed for easy care and cleanup. Cleverly designed, Cook's Companion® deliberately constructs each product with ease and convenience in mind. Please enjoy this exclusive essential from Cook's Companion®.

Your Hydro Bottle Accessory Set

- ◆ Before using your Hydro Bottle Accessory Set, it is important to understand what is included and how each part works. Please review the parts below and also reference this page for any questions while reading through your instructions.

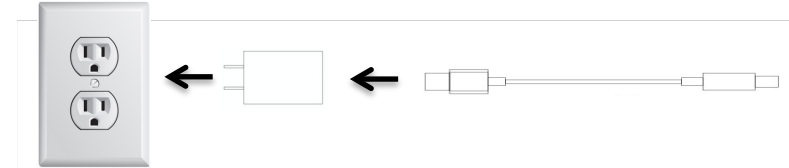


Getting Started

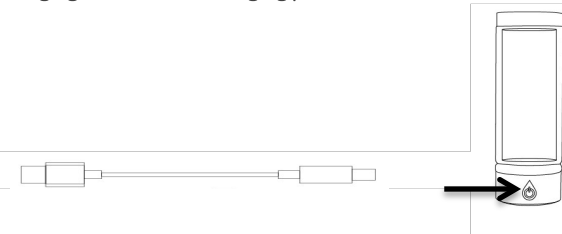
- ◆ Before using, remove any labels, ties or wrapping.

Your Hydro Bottle Charging accessories

- ◆ Your USB Wall Charger is compatible with your Charging Cord. To use, connect the USB end of the charging cord by inserting the USB end into the corresponding slot of the Wall Charger. And plug the charger into a wall outlet.



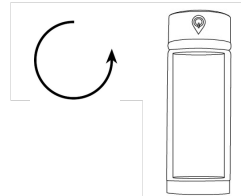
- ◆ Plug the H2 Charging lead into the charging port on the base of the Next Generation Hydro bottle.



- ◆ Please refer to the "Charging Your Hydro Bottle" section of the Next Generation Hydro Bottle H2 Generator Care and Use manual for complete charging instructions.

Assembling Your Hydro Bottle Strap

- ◆ If the Hydrogen Generator base is attached first remove the base from the glass body by placing the glass body in the upward position and turning the base counter clockwise to loosen and separate from the glass body. Set the Base aside.



- ◆ With the Glass body in the upward position attach the strap connector by placing it on top of the glass body and turning the connector clockwise until snug.



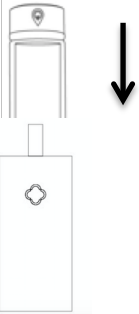
Assembling Your Hydro Bottle Strap (continued)

- ◆ The Strap may be used with or without the base.
- ◆ Reattach the base by placing it on top of the strap connector and rotating clockwise until the base is snug.



Using Your Bottle Cover

- ◆ To use your bottle cover, simply stretch the cover over the glass body and slide the cover into place. Reverse to take cover off.



Compatibility

- ◆ The Cook's Companion® Hydro Bottle requires a voltage of 5V~4W, please make sure your Power source is compatible before using your product.
- ◆ Never submerge or soak the USB Wall Charger or Charging Cord to prevent electrical shock and/or damage to the device.
- ◆ The included charging cord should not be used with any other device besides your Hydro Bottle.

WARNINGS:

- Follow all Care & Use instructions before using your devices.
- Always make sure your devices are placed on a dry area.
- Always store your devices in a dry area away from other appliances.
- Do not use your accessories if any part is cracked, broken, or malfunctions. Discontinue use and contact Customer Service at (866) 325-1659 immediately for further instruction.